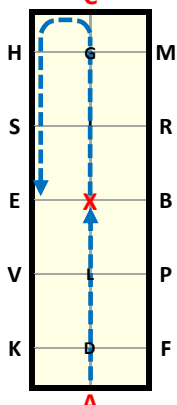
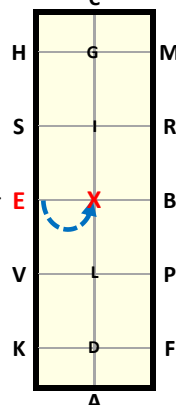
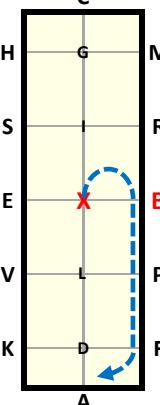
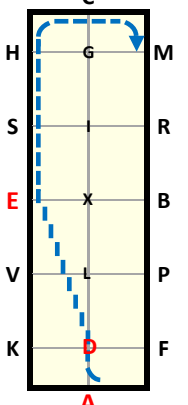
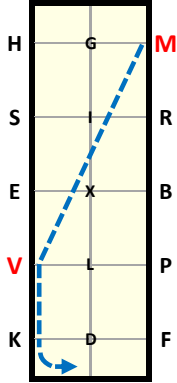
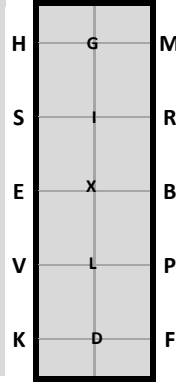
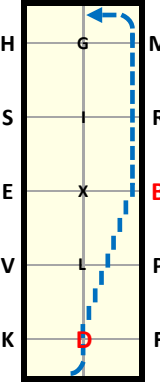
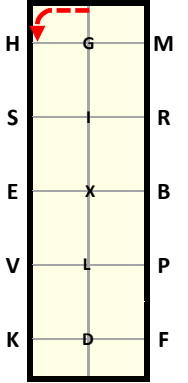
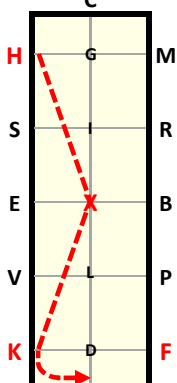
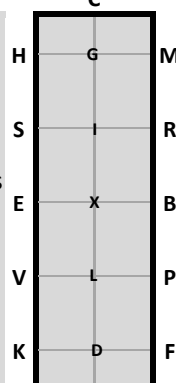
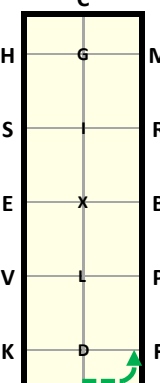
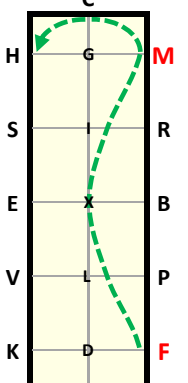
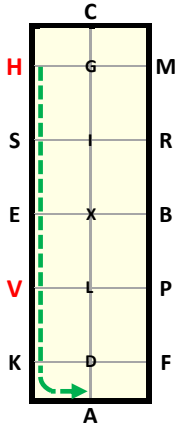
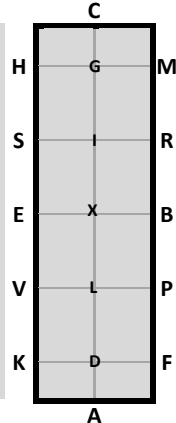
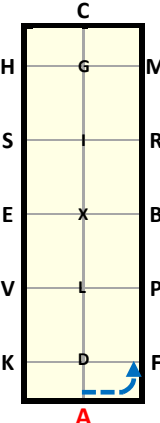
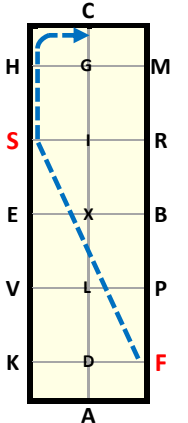


Test 2.4

Effective September 2020

Test diagrams are an aid only and should be read in conjunction with the official HRCAV tests, which take precedence.

©HRCAV Inc.

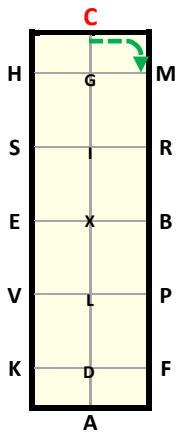
<p>1</p>  <p>A Enter in working trot. X Halt. Salute. Proceed in working trot. C Track left.</p>	<p>2</p>  <p>E - X Half circle left 10m diameter (sitting).</p>	<p>3</p>  <p>X - B Half circle right 10m diameter (sitting).</p>	<p>4 x2</p>  <p>A Turn down centre line. D - E Leg yield.</p>
<p>5</p>  <p>M - V Change rein in lengthened strides.</p>	<p>6</p>  <p>Mark for transitions at M and V.</p>	<p>7 x2</p>  <p>A Turn down centre line. D - B Leg yield</p>	<p>8</p>  <p>C Halt. Immobility 5 seconds. Proceed in medium walk.</p>
<p>9 x2</p>  <p>H X K Free walk on long rein. K Medium walk.</p>	<p>10</p>  <p>Mark for medium walks from C - H and K - A.</p>	<p>11</p>  <p>A Working canter left.</p>	<p>12</p>  <p>F - M Describe one loop 10m in from track without change of lead.</p>
<p>13</p>  <p>H - V Lengthen the stride in canter. V Working canter.</p>	<p>14</p>  <p>Mark for transitions at H and V.</p>	<p>15</p>  <p>A Working trot.</p>	<p>16</p>  <p>F - S Change rein in lengthened strides. S Working trot.</p>

Test 2.4 continued.



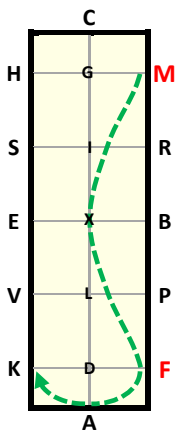
17

C
Working
canter right.



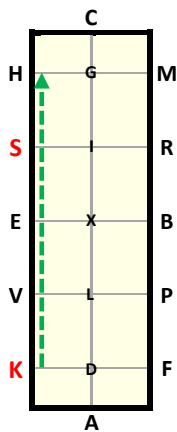
18

M - F
Describe one
loope 10m in
from track
without
change of
lead.



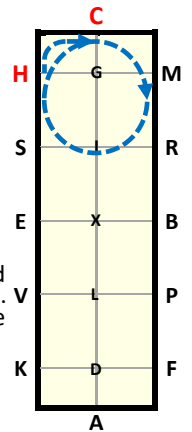
19

K - S
Lengthen the
stride in
canter.
S
Working
canter.



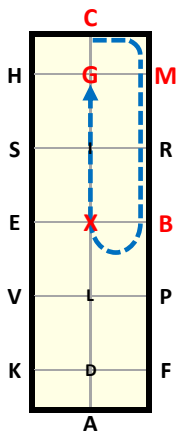
20

H
Working trot.
C
Circle right
20m diameter
(rising)
allowing the
horse to
stretch froward
and downward.
Before C retake
the rein.



21

C M B
Working trot.
B - X
Half circle
10m diameter.
G
Halt. Salute.



Leave arena
in walk on
long rein
at A.

Walk - - - - - Trot - - - - - Canter - - - - -