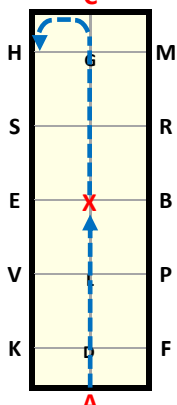
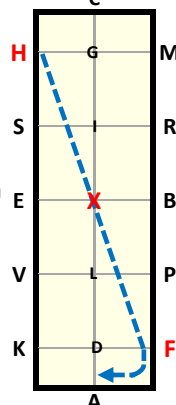
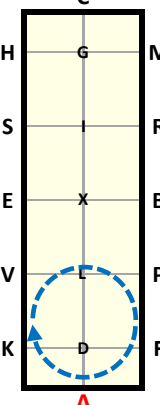
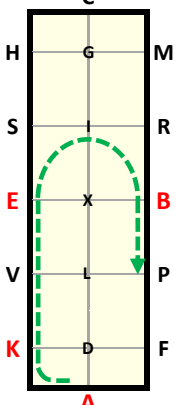
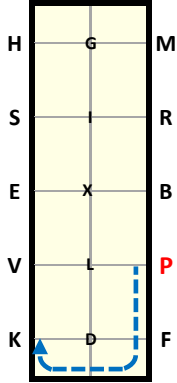
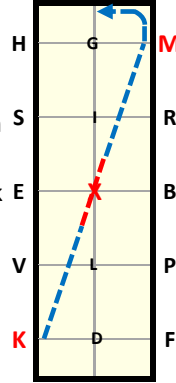
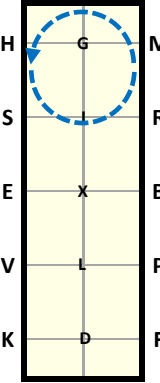
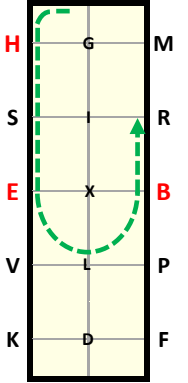
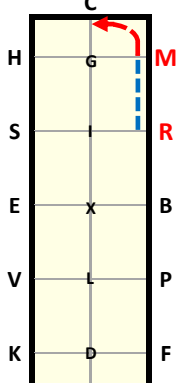
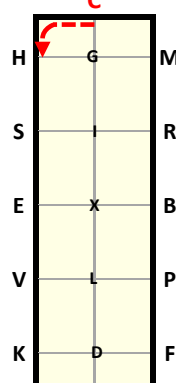
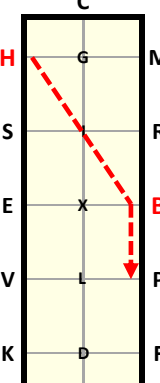
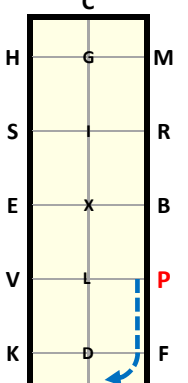
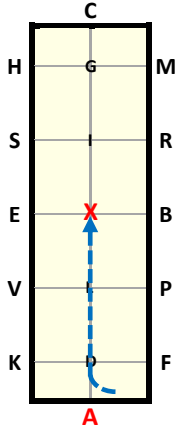


Test 5.4

Effective September 2020

Test diagrams are an aid only and should be read in conjunction with the official HRCAV tests, which take precedence.

©HRCAV Inc.

<p>1</p> <p>A Enter in walking trot. X Halt. Salute. Proceed in working trot. C Track left.</p> 	<p>2</p> <p>H X F Change rein in working trot.</p> 	<p>3</p> <p>A Circle right 20m.</p> 	<p>4 x2</p> <p>Between A and K Canter right. E - B Half circle right 20m</p> 
<p>5</p> <p>P Working trot.</p> 	<p>6 x2</p> <p>K X M Change rein in working trot with 3-4 strides of walk over X, then continue in trot.</p> 	<p>7</p> <p>C Circle left 20m diameter.</p> 	<p>8 x2</p> <p>Between C and H Canter left. E - B Half circle left 20m diameter.</p> 
<p>9</p> <p>R Working trot. M Walk.</p> 	<p>10</p> <p>C Halt. Immobility 3 seconds. Proceed in walk.</p> 	<p>11 x2</p> <p>H - B Change rein in free walk showing some longer rein. Just before B Shorten the reins.</p> 	<p>12</p> <p>P Working trot.</p> 
<p>13</p> <p>A Turn down centre line. X Halt. Salute.</p> 	<p>Leave arena in walk on long rein at A</p>		