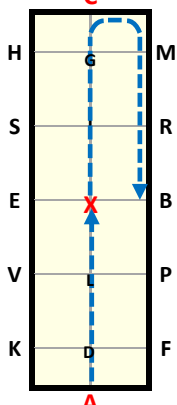
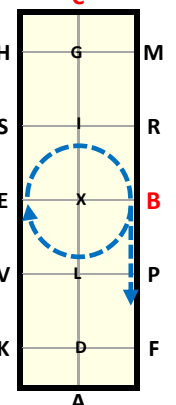
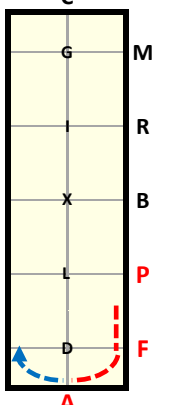
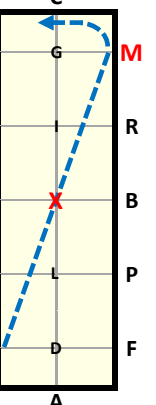
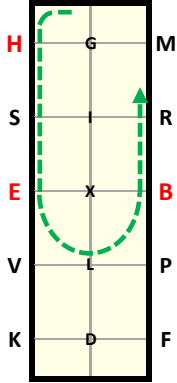
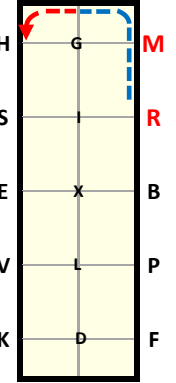
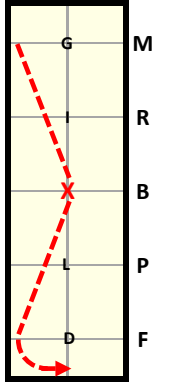
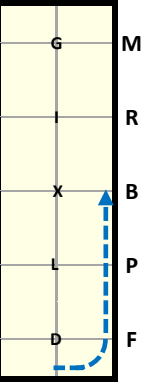
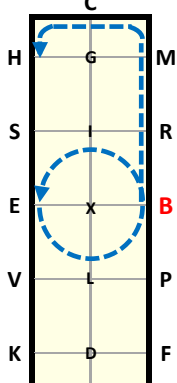
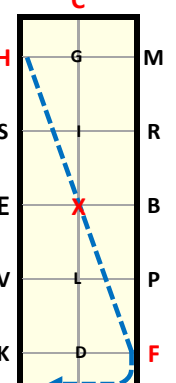
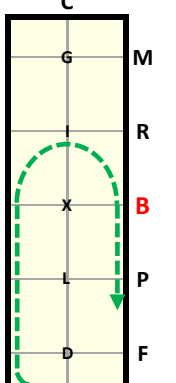
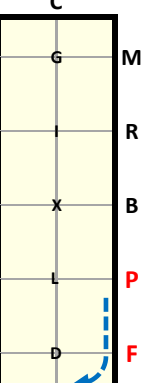
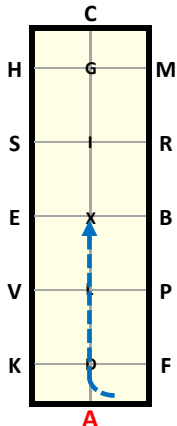
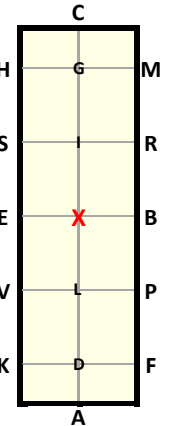


Test 5.3

Effective September 2020

Test diagrams are an aid only and should be read in conjunction with the official HRCAV tests, which take precedence.

©HRCAV Inc.

<p>1</p> <p>A Enter in walking trot. X Halt. Salute. Proceed in working trot. C Track right.</p> 	<p>2</p> <p>B Circle right 20m.</p> 	<p>3</p> <p>Between P and F Medium walk. A Working trot.</p> 	<p>4</p> <p>K X M Change rein in working trot.</p> 
<p>5 x2</p> <p>Between C and H Working canter left. E - B Half circle 20m diameter</p> 	<p>6</p> <p>Between R and M Working trot. C Medium walk.</p> 	<p>7 x2</p> <p>H X K Free walk showing some longer rein. Before K Shorten the reins.</p> 	<p>8</p> <p>A Working trot.</p> 
<p>9</p> <p>B Circle left 20m.</p> 	<p>10</p> <p>H X F Change rein in working trot.</p> 	<p>11 x2</p> <p>Between A and K Working canter right. E - B Half circle 20m diameter.</p> 	<p>12</p> <p>Between P and F Working trot.</p> 
<p>13</p> <p>A Turn down centre line.</p> 	<p>14</p> <p>X Halt. Salute.</p> 	<p>Leave arena in walk on long rein at A</p>	