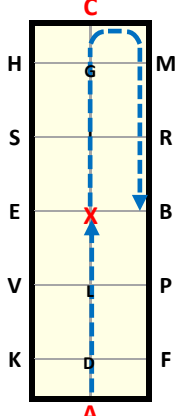
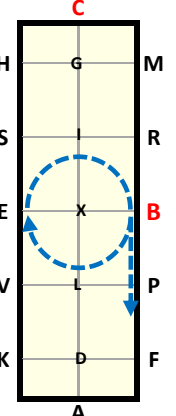
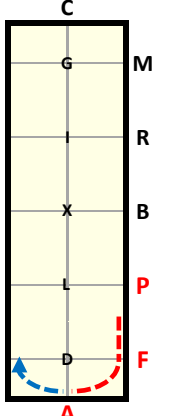
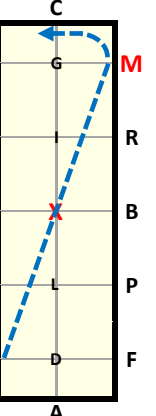
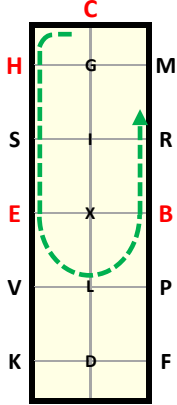
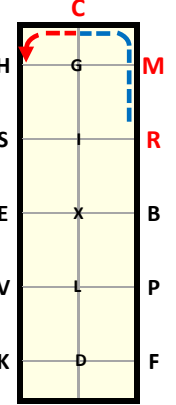
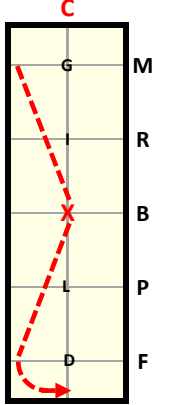
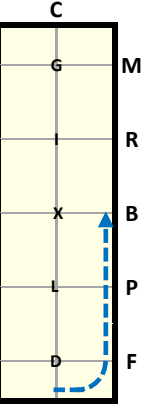
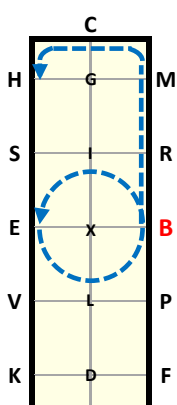
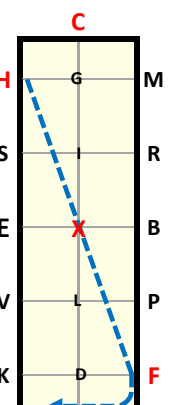
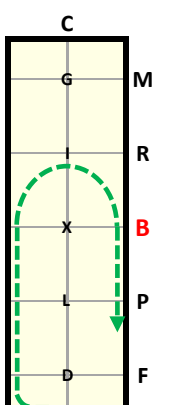
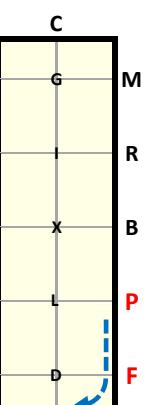
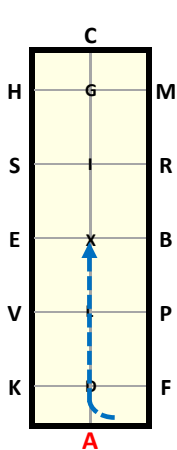


Test 5.3

Effective September 2020

Test diagrams are an aid only and should be read in conjunction with the official HRCAV tests, which take precedence.

©HRCAV Inc.

<p><b>1</b></p> <p><b>A</b> Enter in working trot. <b>X</b> Halt. Salute. Proceed in working trot. <b>C</b> Track right.</p> 	<p><b>2</b></p> <p><b>B</b> Circle right 20m.</p> 	<p><b>3</b></p> <p>Between <b>P and F</b> Medium walk. <b>A</b> Working trot.</p> 	<p><b>4</b></p> <p><b>K X M</b> Change rein in working trot.</p> 
<p><b>5</b> x2</p> <p>Between <b>C and H</b> Working canter left. <b>E - B</b> Half circle 20m diameter</p> 	<p><b>6</b></p> <p>Between <b>R and M</b> Working trot. <b>C</b> Medium walk.</p> 	<p><b>7</b> x2</p> <p><b>H X K</b> Free walk showing some longer rein. Before <b>K</b> Shorten the reins.</p> 	<p><b>8</b></p> <p><b>A</b> Working trot.</p> 
<p><b>9</b></p> <p><b>B</b> Circle left 20m.</p> 	<p><b>10</b></p> <p><b>H X F</b> Change rein in working trot.</p> 	<p><b>11</b> x2</p> <p>Between <b>A and K</b> Working canter right. <b>E - B</b> Half circle 20m diameter.</p> 	<p><b>12</b></p> <p>Between <b>P and F</b> Working trot.</p> 
<p><b>13</b></p> <p><b>A</b> Turn down centre line.</p> 	<p><b>14</b></p> <p><b>X</b> Halt. Salute.</p> <p>Leave arena in walk on long rein at <b>A</b></p> 