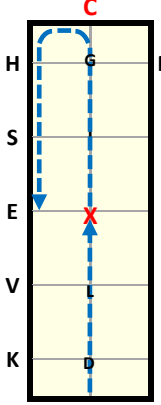
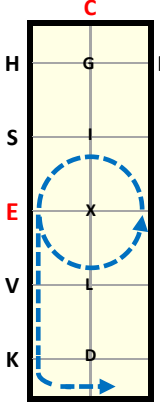
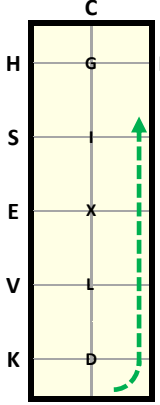
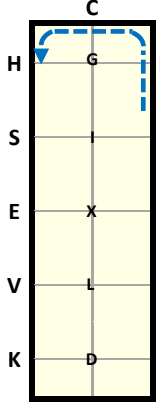
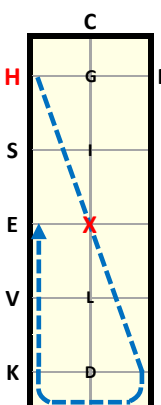
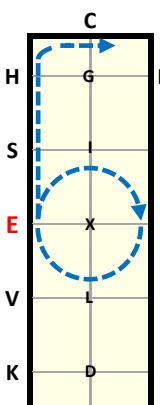
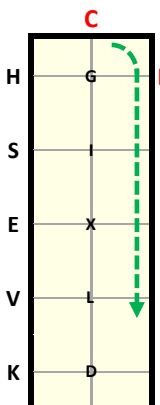
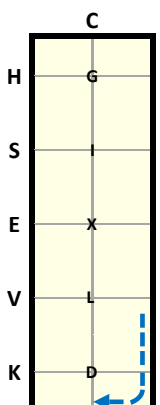
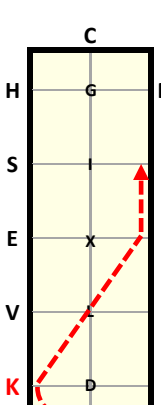
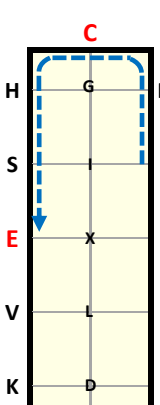
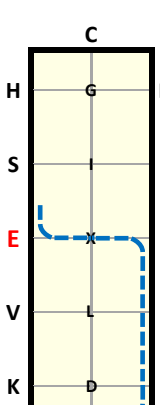
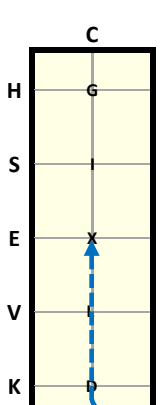
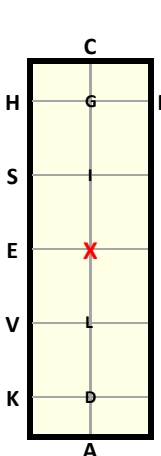


Test 5.2

Effective September 2020

Test diagrams are an aid only and should be read in conjunction with the official HRCAV tests, which take precedence.

©HRCAV Inc.

<p>1</p> <p>A Enter in walking trot. X Halt. Salute. Proceed in working trot. C Track left.</p> 	<p>2 x2</p> <p>E Circle left 20m.</p> 	<p>3</p> <p>Between A and F Canter left.</p> 	<p>4</p> <p>Between R and M Working trot.</p> 
<p>5</p> <p>H X F Change rein in working trot.</p> 	<p>6 x2</p> <p>E Circle right 20m.</p> 	<p>7</p> <p>Between C and M Canter right.</p> 	<p>8</p> <p>Between P and F Working trot.</p> 
<p>9 x2</p> <p>A Walk. K-B Change rein in free walk showing some longer rein. Before B Shorten the reins.</p> 	<p>10</p> <p>R C E Working trot.</p> 	<p>11 x2</p> <p>E Turn left. B Turn right.</p> 	<p>12</p> <p>A Turn down centre line.</p> 
<p>13</p> <p>X Halt. Salute.</p> 	<p>Leave arena in walk on long rein at A</p>		