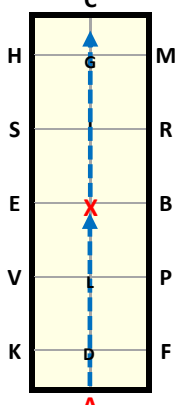
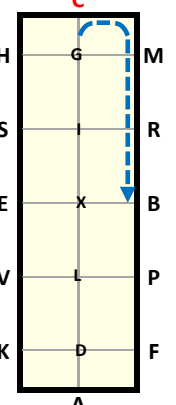
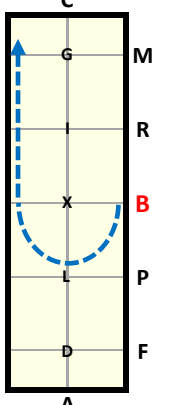
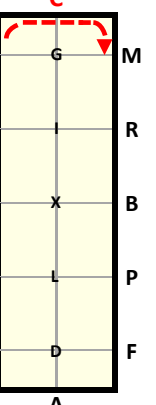
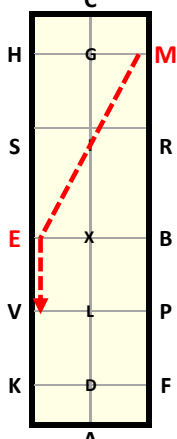
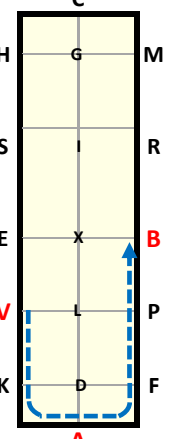
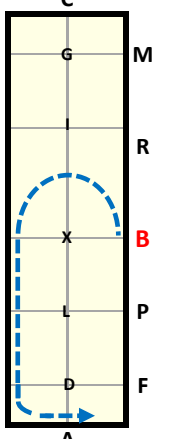
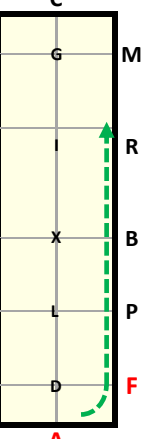
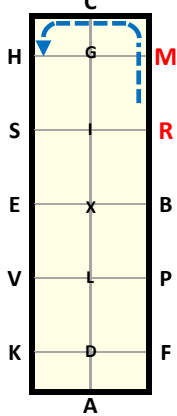
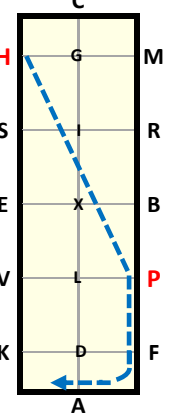
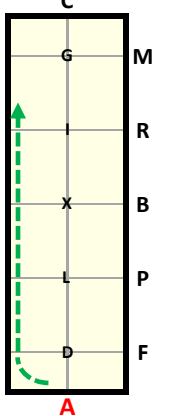
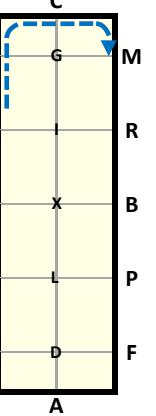
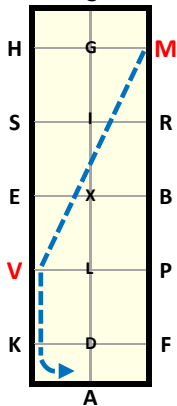
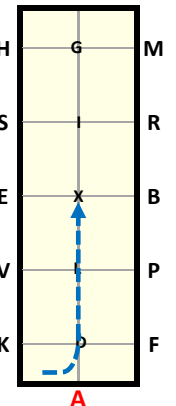
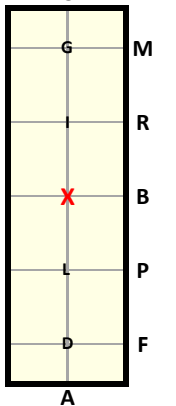


Test 5.1

Effective September 2020

Test diagrams are an aid only and should be read in conjunction with the official HRCAV tests, which take precedence.

©HRCAV Inc.

<p>1</p>  <p>A Enter in walking trot. X Halt. Salute. Proceed in working trot.</p>	<p>2</p>  <p>C Track right.</p>	<p>3</p>  <p>B - E Half circle 20m diameter.</p>	<p>4</p>  <p>Between H and C Walk.</p>
<p>5 x2</p>  <p>M - E Change rein in free walk showing some longer rein. Before E Shorten the reins.</p>	<p>6</p>  <p>V Working trot. VAB Working trot.</p>	<p>7</p>  <p>B - E Half circle 20m diameter.</p>	<p>8</p>  <p>Between A and F Working canter left.</p>
<p>9</p>  <p>Between R and M Working trot.</p>	<p>10</p>  <p>H - P Change rein in working trot.</p>	<p>11</p>  <p>Between A and K Working canter right.</p>	<p>12</p>  <p>Between S and H Working trot.</p>
<p>13</p>  <p>M - V Change rein in working trot.</p>	<p>14</p>  <p>A Turn down the centreline.</p>	<p>15</p>  <p>X Halt. Salute.</p>	<p>Leave arena in walk on long rein at A</p>