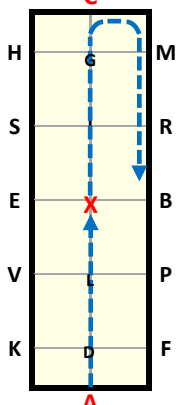
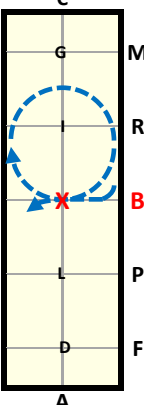
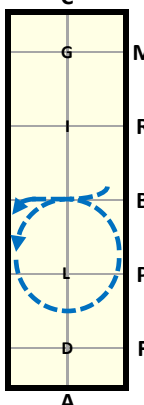
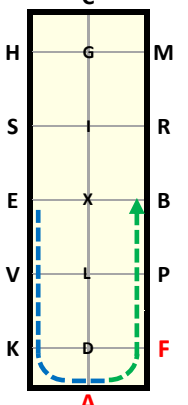
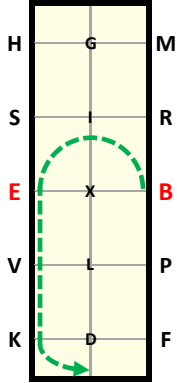
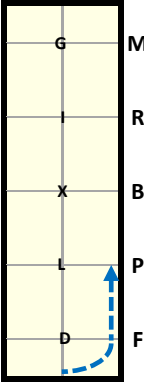
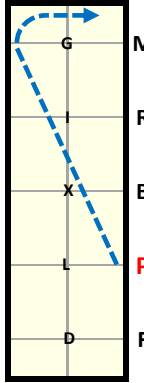
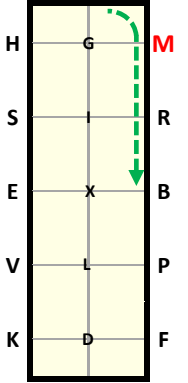
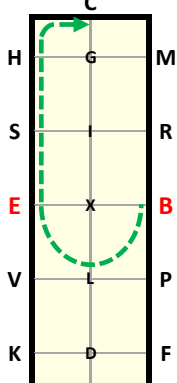
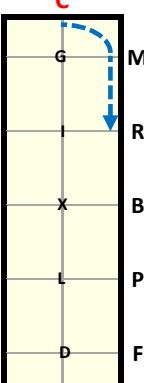
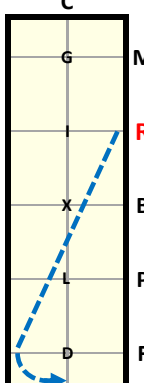
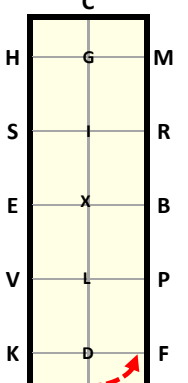
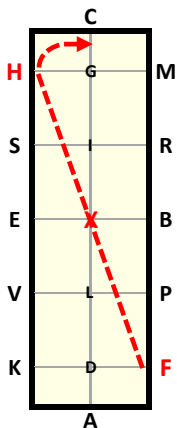
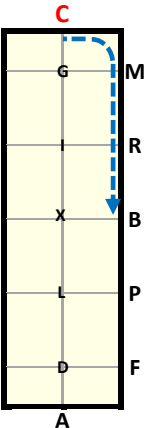
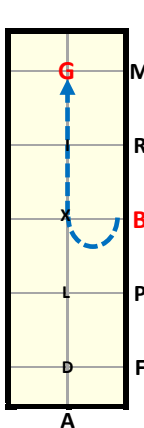


# Test 4.4

Effective September 2020

Test diagrams are an aid only and should be read in conjunction with the official HRCAV tests, which take precedence.

©HRCAV Inc.

<p><b>1</b></p> <p><b>A</b> Enter in working trot. <b>X</b> Halt. Salute. Proceed in working trot. <b>C</b> Track right.</p> 	<p><b>2</b></p> <p><b>B</b> Turn right <b>X</b> Circle right 20m diameter.</p> 	<p><b>3</b></p> <p><b>X</b> Circle left 20m diameter. <b>E</b> Turn left.</p> 	<p><b>4</b> x2</p> <p>Between <b>A</b> and <b>F</b> Working canter left.</p> 
<p><b>5</b></p> <p><b>B - E</b> Half circle left 20m diameter.</p> 	<p><b>6</b></p> <p><b>A</b> Working trot.</p> 	<p><b>7</b></p> <p><b>P - H</b> Change rein in working trot.</p> 	<p><b>8</b> x2</p> <p>Between <b>C</b> and <b>M</b> Working canter right.</p> 
<p><b>9</b></p> <p><b>B - E</b> Half circle right 20m diameter.</p> 	<p><b>10</b></p> <p><b>C</b> Working trot.</p> 	<p><b>11</b></p> <p><b>R - K</b> Change rein in working trot.</p> 	<p><b>12</b></p> <p><b>A</b> Medium walk.</p> 
<p><b>13</b> x2</p> <p><b>F X H</b> Change rein in free walk showing clear lengthening of rein to enable horse to stretch neck Before <b>H</b> Shorten the reins, medium walk.</p> 	<p><b>14</b></p> <p><b>C</b> Working trot.</p> 	<p><b>15</b></p> <p><b>B</b> Half circle right 10m diameter. <b>G</b> Halt. Salute.</p> 	<p>Leave arena in walk on long rein at <b>A</b></p>