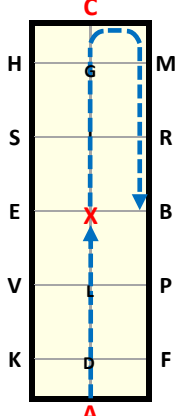
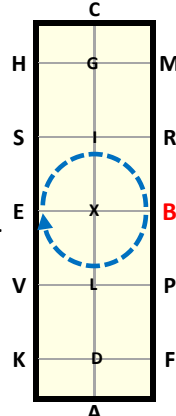
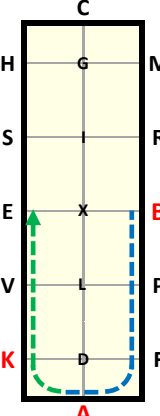
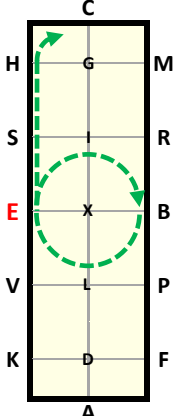
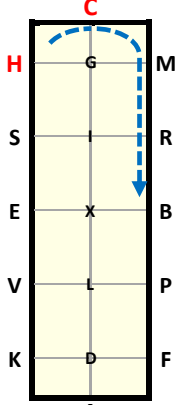
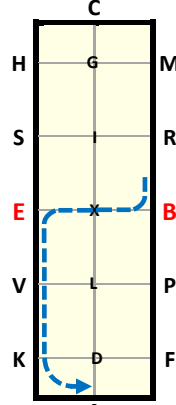
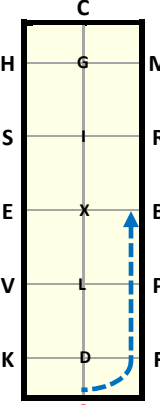
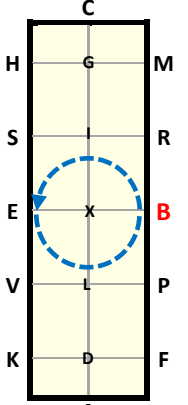
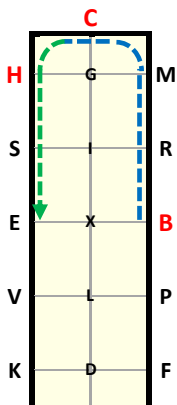
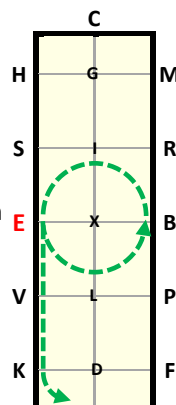
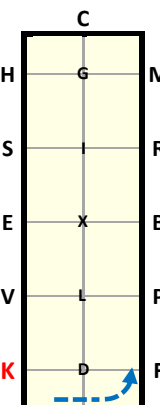
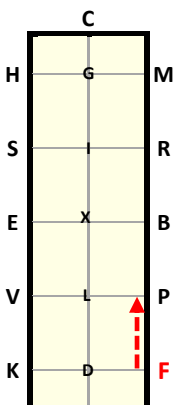
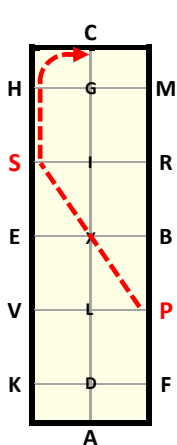
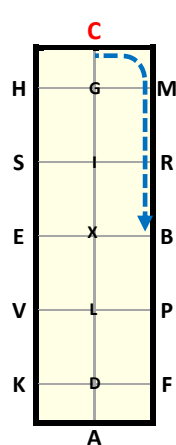
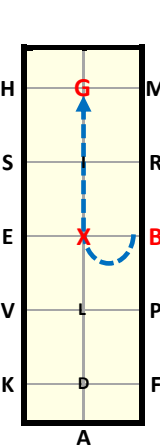


Test 4.3

Effective September 2020

Test diagrams are an aid only and should be read in conjunction with the official HRCAV tests, which take precedence.

©HRCAV Inc.

<p>1</p> <p>A Enter in walking trot. X Halt. Salute. Proceed in working trot. C Track right.</p> 	<p>2</p> <p>B Circle right 20m diameter.</p> 	<p>3 x2</p> <p>B - A Working trot. Between A and K Working canter right.</p> 	<p>4</p> <p>E Circle right 20m diameter.</p> 
<p>5</p> <p>Between H and C Working trot.</p> 	<p>6</p> <p>B Turn right. E Turn left.</p> 	<p>7</p> <p>A Halt. Immobility 4 seconds. Proceed at working trot.</p> 	<p>8</p> <p>B Circle left 20m diameter.</p> 
<p>9</p> <p>B - C Working trot. Between C and H Working canter left.</p> 	<p>10</p> <p>E Circle left 20m diameter.</p> 	<p>11</p> <p>Between K and A Working trot.</p> 	<p>12</p> <p>F Medium walk.</p> 
<p>13 x2</p> <p>P - S Change rein in free walk showing clear lengthening of rein to enable horse to stretch neck S Shorten the reins.</p> 	<p>14</p> <p>C Working trot.</p> 	<p>15</p> <p>B Half 10m circle to X. G Halt. Salute.</p> 	<p>Leave arena in walk on long rein at A</p> 