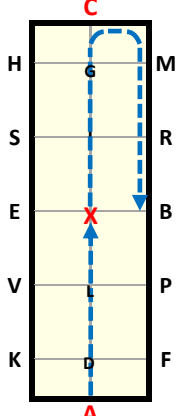
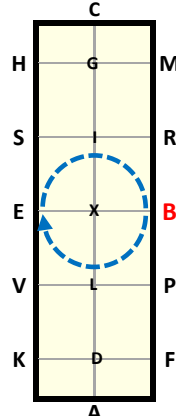
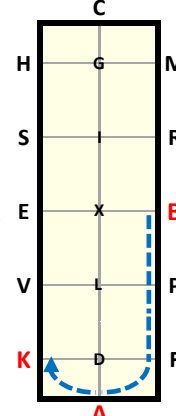
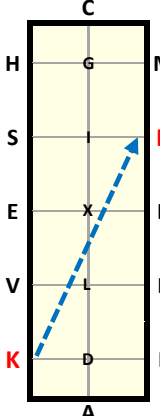
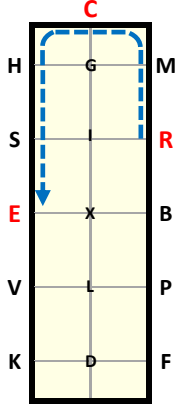
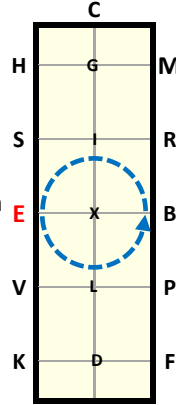
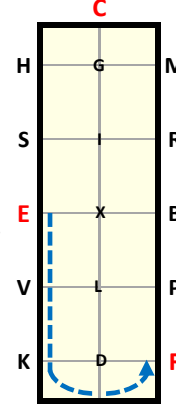
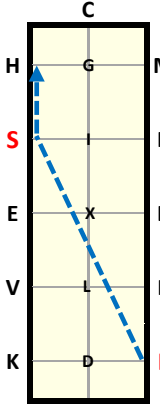
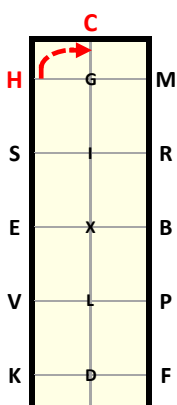
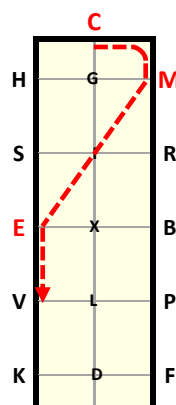
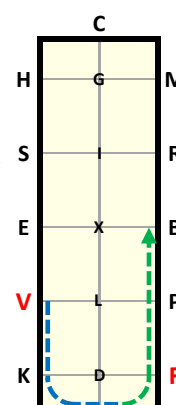
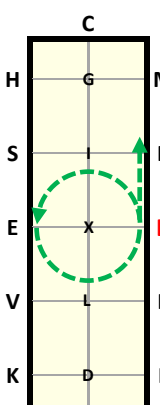
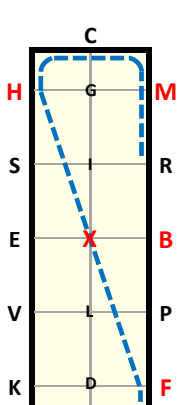
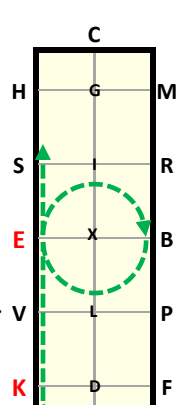
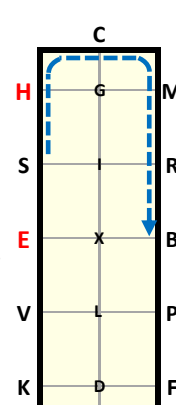
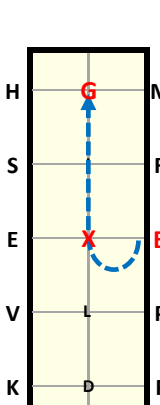


Test 4.1

Effective September 2020

Test diagrams are an aid only and should be read in conjunction with the official HRCAV tests, which take precedence.

©HRCAV Inc.

<p><b>1</b></p> <p><b>A</b> Enter in walking trot. <b>X</b> Halt. Salute. Proceed in working trot. <b>C</b> Track right.</p> 	<p><b>2</b></p> <p><b>B</b> Circle right 20m.</p> 	<p><b>3</b></p> <p><b>B A K</b> Working trot.</p> 	<p><b>4</b></p> <p><b>K - R</b> Change rein in working trot.</p> 
<p><b>5</b></p> <p><b>R C E</b> Working trot.</p> 	<p><b>6</b></p> <p><b>E</b> Circle left 20m diameter.</p> 	<p><b>7</b></p> <p><b>E A F</b> Working trot.</p> 	<p><b>8</b></p> <p><b>F - S</b> Change rein in working trot.</p> 
<p><b>9</b></p> <p><b>H</b> Medium walk. <b>C</b> Halt. Immobility 4 seconds.</p> 	<p><b>10</b> x2</p> <p><b>C</b> Proceed in medium walk. <b>M - E</b> Change rein in free walk showing clear lengthening of rein to enable horse to stretch neck. Before <b>E</b> Shorten the reins, medium walk.</p> 	<p><b>11</b></p> <p><b>V</b> Working trot. Between <b>A and F</b> Working canter left.</p> 	<p><b>12</b></p> <p><b>B</b> Circle left 20m.</p> 
<p><b>13</b></p> <p>Between <b>B and M</b> Working trot. <b>H X F</b> Change rein in working trot.</p> 	<p><b>14</b></p> <p>Between <b>A and K</b> Working canter right. <b>E</b> Circle right 20m diameter.</p> 	<p><b>15</b></p> <p>Between <b>E and H</b> Working trot.</p> 	<p><b>16</b></p> <p><b>B - X</b> Half circle right 10m diameter. <b>G</b> Halt. Salute.</p> 

Leave arena in walk on long rein at A

Walk - - - - - Trot - - - - - Canter - - - - -