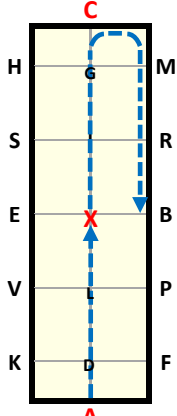
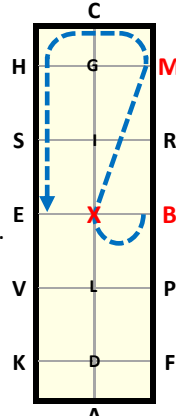
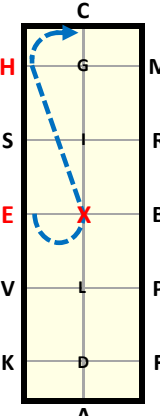
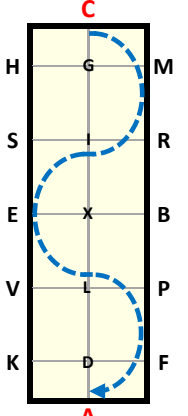
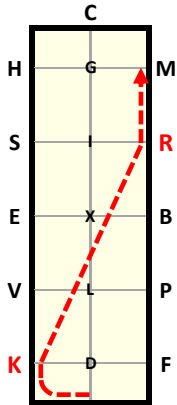
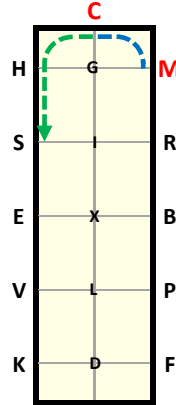
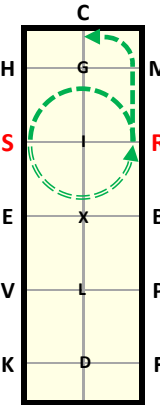
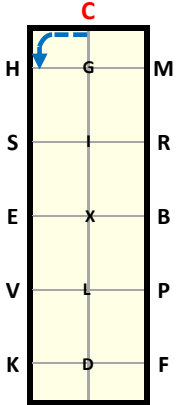
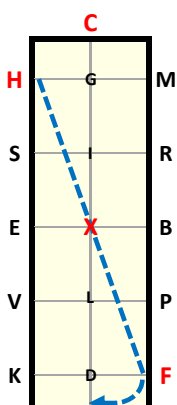
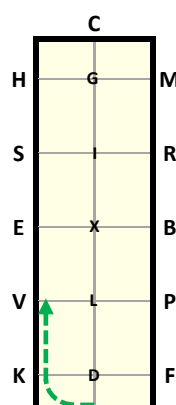
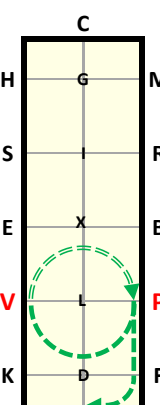
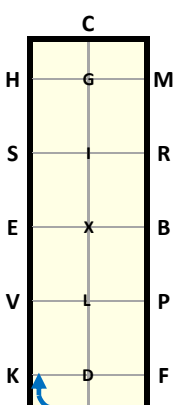
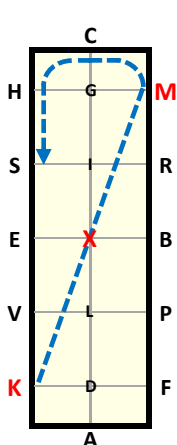
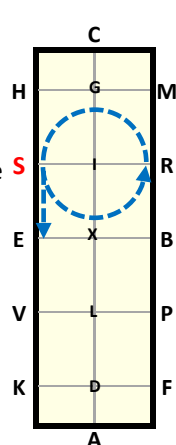
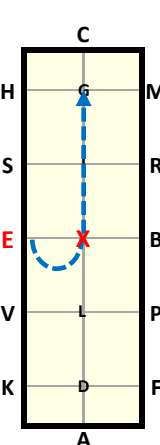
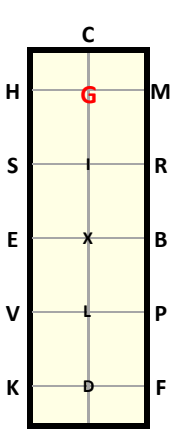


Test 3.4

Effective September 2020

Test diagrams are an aid only and should be read in conjunction with the official HRCAV tests, which take precedence.

©HRCAV Inc.

| | | | |
|--|---|---|--|
| <p>1</p> <p>A Enter in working trot.</p> <p>X Halt. Salute. Proceed in working trot.</p> <p>C Track right.</p>  | <p>2</p> <p>B - X Half circle right 10m diameter, returning to the track at M.</p> <p>M Working trot.</p>  | <p>3</p> <p>E - X Half circle right 10m diameter, returning to the track at H.</p> <p>H Working trot.</p>  | <p>4 x2</p> <p>C - A Serpentine 3 loops, width of the arena.</p>  |
| <p>5 x2</p> <p>A Medium walk.</p> <p>K - R Change rein at a free walk on a long rein, allowing the horse to stretch downward and forward.</p> <p>R Medium walk.</p>  | <p>6</p> <p>M Working trot.</p> <p>C Working canter left.</p>  | <p>7</p> <p>S Circle left 20m diameter.</p> <p>S - R Half circle 20m diameter.</p>  | <p>8</p> <p>C Working trot.</p>  |
| <p>9 x2</p> <p>H X F Change rein showing some lengthened strides.</p> <p>F Working trot.</p>  | <p>10</p> <p>A Working canter right.</p>  | <p>11</p> <p>V Circle right 20m diameter.</p> <p>V - P Half circle right 20m diameter.</p>  | <p>12</p> <p>A Working trot.</p>  |
| <p>13 x2</p> <p>K X M Change rein showing some lengthened strides.</p> <p>M Working trot.</p>  | <p>14 x2</p> <p>S Circle 20m diameter. Give and take the inside rein over 2-3 strides at the first crossing of the centre line.</p>  | <p>15</p> <p>E - X Half circle left, 10m diameter.</p>  | <p>16</p> <p>G Halt. Salute.</p>  |

Leave arena in walk on long rein at A

Walk - - - - - Trot - - - - - Canter - - - - -