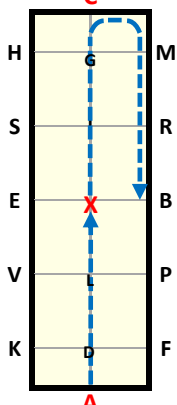
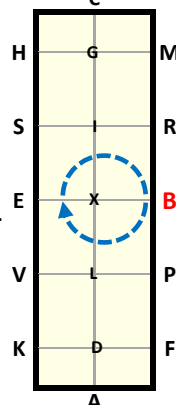
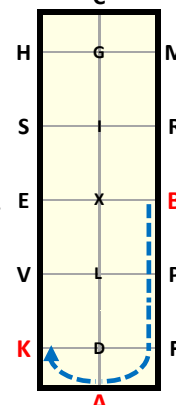
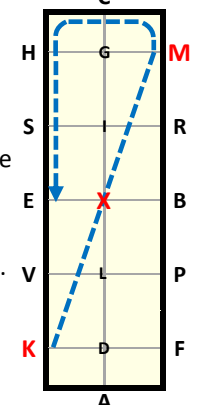
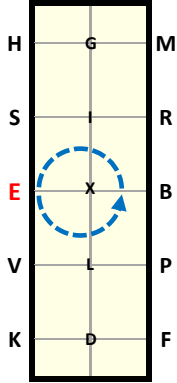
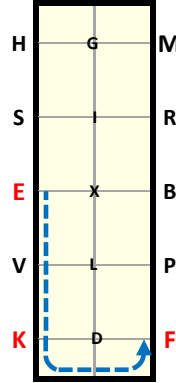
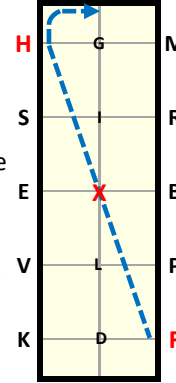
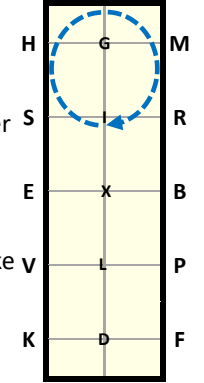
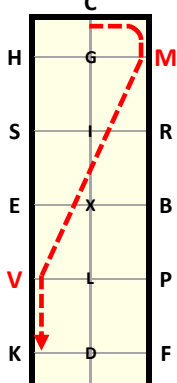
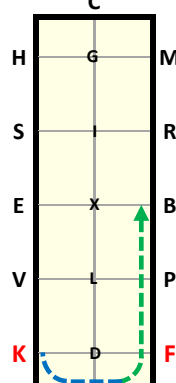
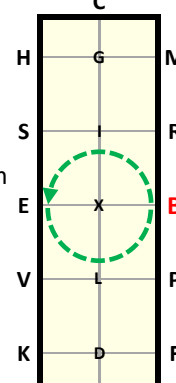
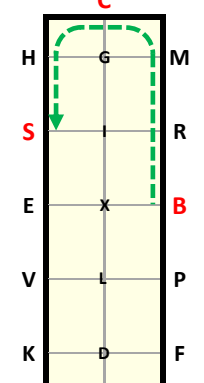
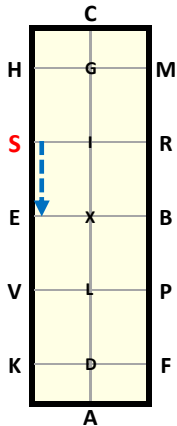
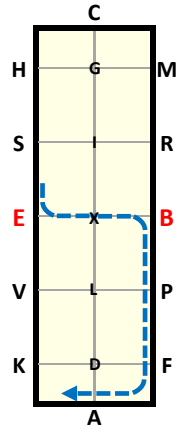
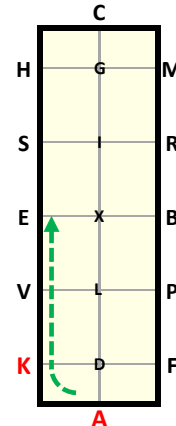
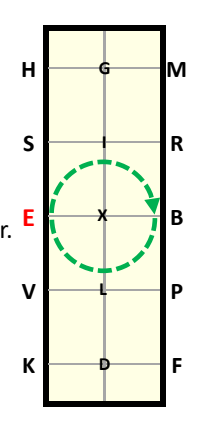


Test 3.2

Effective September 2020

Test diagrams are an aid only and should be read in conjunction with the official HRCAV tests, which take precedence.

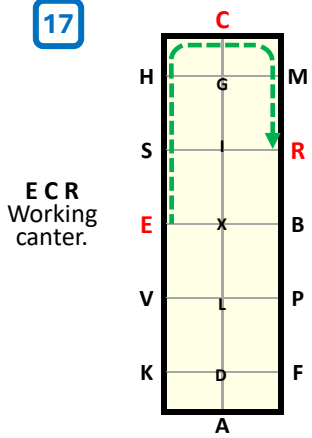
©HRCAV Inc.

<p>1</p> <p>A Enter in working trot.</p> <p>X Halt. Salute. Proceed in working trot.</p> <p>C Track right.</p> 	<p>2</p> <p>B Circle right 15m diameter.</p> 	<p>3</p> <p>B A K Working trot.</p> 	<p>4 x2</p> <p>K X M Change rein showing some lengthened strides.</p> <p>M Working trot.</p> 
<p>5</p> <p>E Circle left 15m diameter.</p> 	<p>6</p> <p>E K F Working trot.</p> 	<p>7 x2</p> <p>F X H Change rein showing some lengthened strides.</p> <p>H Working trot.</p> 	<p>8 x2</p> <p>C Circle right 20m diameter allowing the horse to stretch downward and forward (rising). Retake the reins before C.</p> 
<p>9 x2</p> <p>C Medium walk.</p> <p>M - V Change rein in free walk on a long rein allowing the horse to stretch forward and downward.</p> <p>V Medium walk.</p> 	<p>10</p> <p>K Working trot.</p> <p>Between A and F Working canter left.</p> 	<p>11</p> <p>B Circle left 20m diameter.</p> 	<p>12</p> <p>B C S Working canter.</p> 
<p>13</p> <p>S Working trot.</p> 	<p>14</p> <p>E Turn left.</p> <p>B Turn right.</p> 	<p>15</p> <p>Between A and K Working canter right.</p> 	<p>16</p> <p>E Circle right 20m diameter.</p> 

Test 3.2 continued.

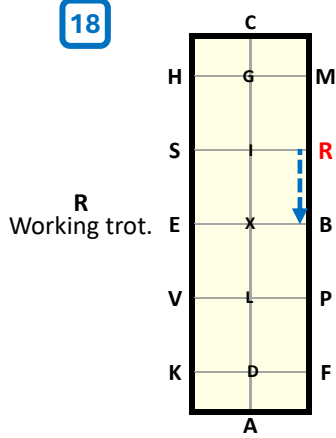


17



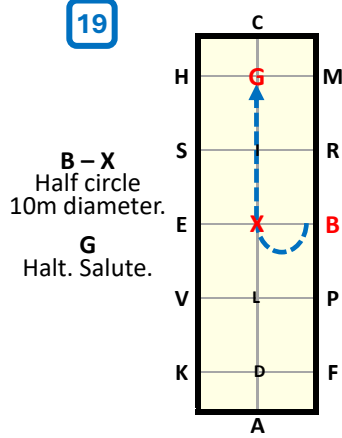
ECR
Working
canter.

18



R
Working trot.

19



B - X
Half circle
10m diameter.
G
Halt. Salute.

Leave arena
in walk on
long rein
at A

Walk - - - - - Trot - - - - - Canter - - - - -