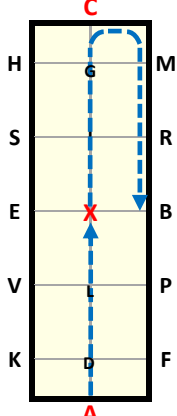
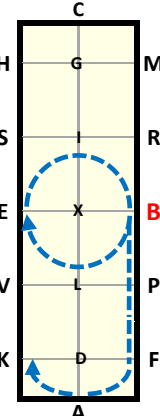
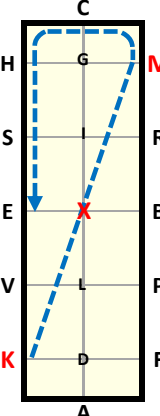
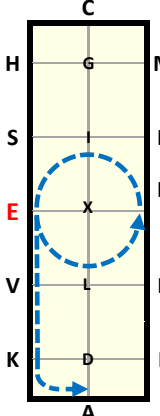
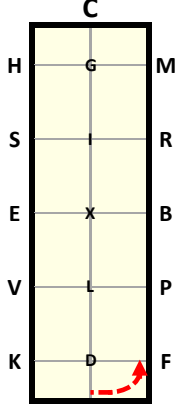
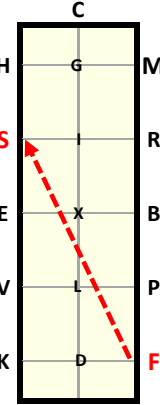
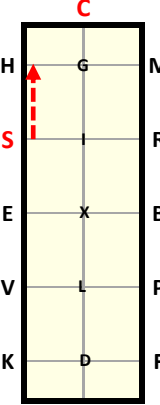
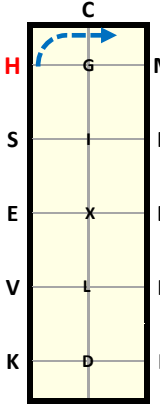
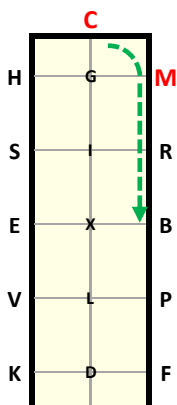
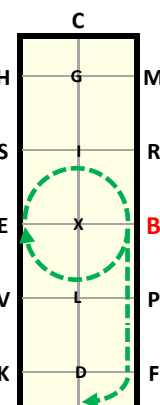
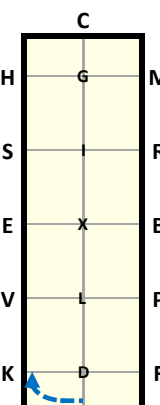
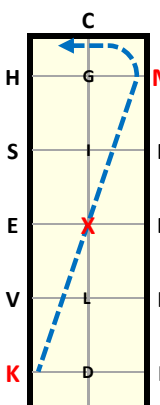
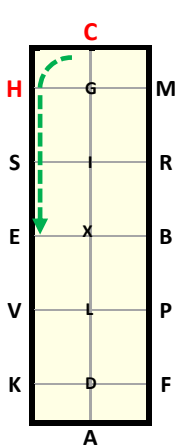
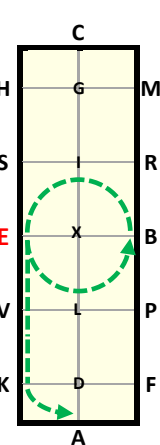
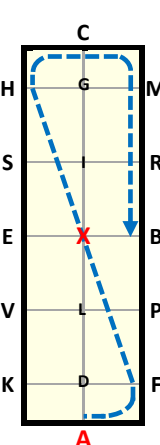
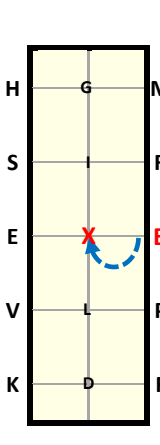


Test 3.1

Effective September 2020

Test diagrams are an aid only and should be read in conjunction with the official HRCAV tests, which take precedence.

©HRCAV Inc.

<p>1</p> <p>A Enter in walking trot. X Halt. Salute. Proceed in working trot. C Track right.</p> 	<p>2</p> <p>B Circle right 20m.</p> 	<p>3</p> <p>K X M Change rein in working trot.</p> 	<p>4</p> <p>E Circle left 20m diameter.</p> 
<p>5</p> <p>A Halt. Immobility 4 seconds. Proceed in medium walk.</p> 	<p>6 x2</p> <p>F-S Change rein in free walk on a long rein allowing horse to stretch forward and down.</p> 	<p>7</p> <p>S Medium walk.</p> 	<p>8</p> <p>H Working trot.</p> 
<p>9</p> <p>Between C and M Working canter right.</p> 	<p>10</p> <p>B Circle right 20m diameter.</p> 	<p>11</p> <p>A Working trot.</p> 	<p>12</p> <p>K X M Change rein in working trot.</p> 
<p>13</p> <p>Between C and H Working canter left.</p> 	<p>14</p> <p>E Circle left 20m diameter.</p> 	<p>15</p> <p>A Working trot. F X H Change rein in working trot.</p> 	<p>16</p> <p>B - X Half circle right 10m diameter.</p> 

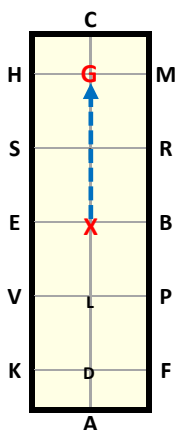
Test 3.1 continued.



17

X
Proceed down
centreline.

G
Halt. Salute.



Leave arena
in walk on
long rein
at A

Walk - - - - - Trot - - - - - Canter - - - - -