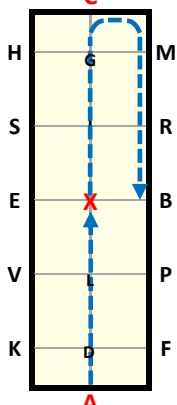
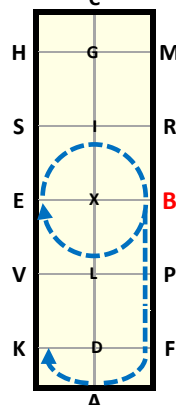
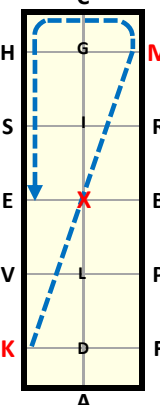
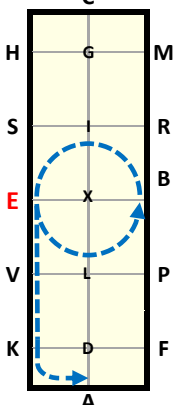
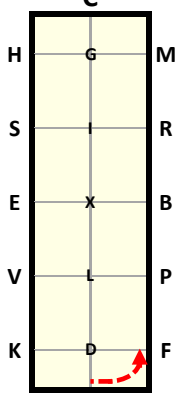
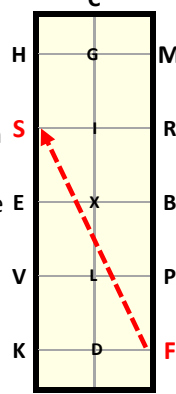
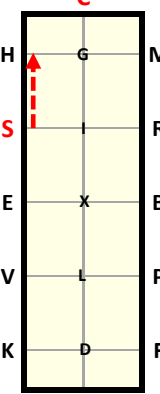
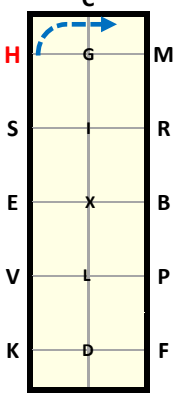
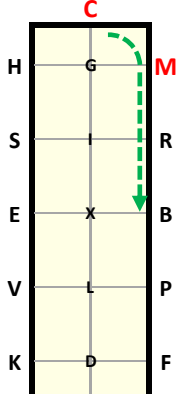
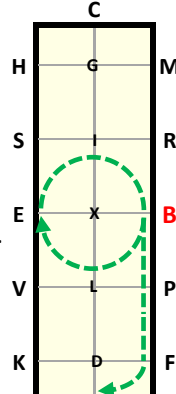
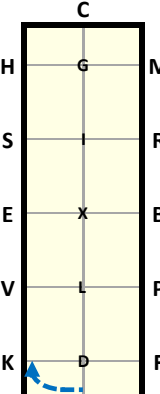
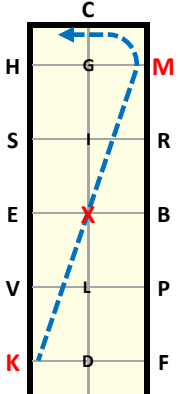
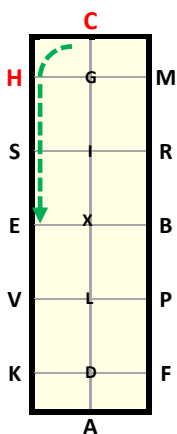
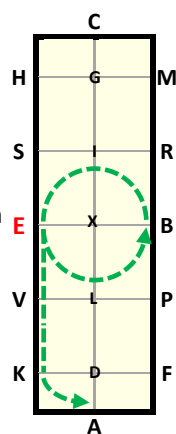
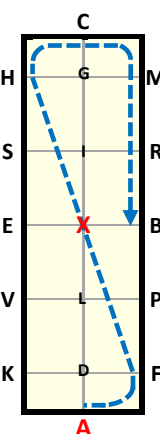
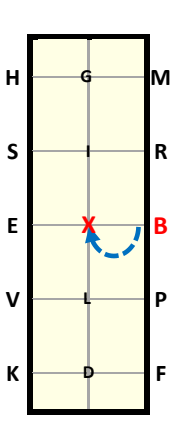


Test 3.1

Effective September 2020

Test diagrams are an aid only and should be read in conjunction with the official HRCAV tests, which take precedence.

©HRCAV Inc.

<p><b>1</b></p> <p><b>A</b> Enter in working trot. <b>X</b> Halt. Salute. Proceed in working trot. <b>C</b> Track right.</p> 	<p><b>2</b></p> <p><b>B</b> Circle right 20m.</p> 	<p><b>3</b></p> <p><b>K X M</b> Change rein in working trot.</p> 	<p><b>4</b></p> <p><b>E</b> Circle left 20m diameter.</p> 
<p><b>5</b></p> <p><b>A</b> Halt. Immobility 4 seconds. Proceed in medium walk.</p> 	<p><b>6</b> x2</p> <p><b>F-S</b> Change rein in free walk on a long rein allowing horse to stretch forward and down.</p> 	<p><b>7</b></p> <p><b>S</b> Medium walk.</p> 	<p><b>8</b></p> <p><b>H</b> Working trot.</p> 
<p><b>9</b></p> <p>Between <b>C and M</b> Working canter right.</p> 	<p><b>10</b></p> <p><b>B</b> Circle right 20m diameter.</p> 	<p><b>11</b></p> <p><b>A</b> Working trot.</p> 	<p><b>12</b></p> <p><b>K X M</b> Change rein in working trot.</p> 
<p><b>13</b></p> <p>Between <b>C and H</b> Working canter left.</p> 	<p><b>14</b></p> <p><b>E</b> Circle left 20m diameter.</p> 	<p><b>15</b></p> <p><b>A</b> Working trot. <b>F X H</b> Change rein in working trot.</p> 	<p><b>16</b></p> <p><b>B-X</b> Half circle right 10m diameter.</p> 

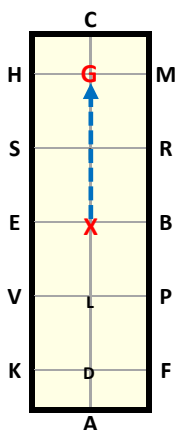
Test 3.1 continued.



17

X  
Proceed down  
centreline.

G  
Halt. Salute.



Leave arena  
in walk on  
long rein  
at A

Walk - - - - - Trot - - - - - Canter - - - - -