Horse Riding Clubs Association of Victoria Inc.

Test 5.4

Effective September 2020

Test diagrams are an aid only and should be read in conjunction with the official HRCAV tests, which take precedence.

©HRCAV Inc.

1

A
Enter in walking trot.

X
Halt.
Salute.
Proceed in working trot.

C
Track left.

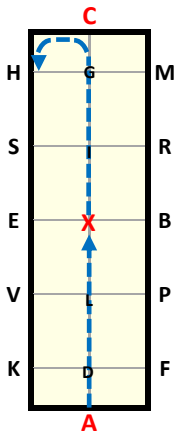

2

H X F
Change rein in working trot.

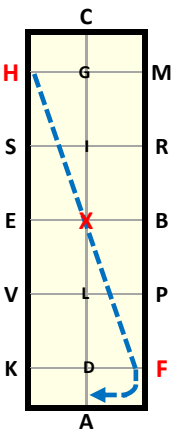

3

A
Circle right 20m.

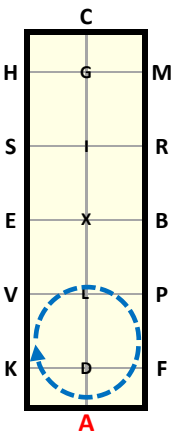

4 x2

Between **A and K**
Canter right.

E – B
Half circle right 20m

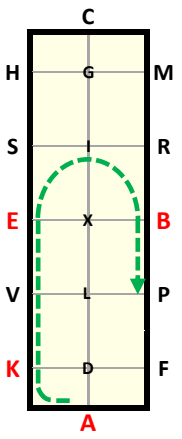

5

P
Working trot.

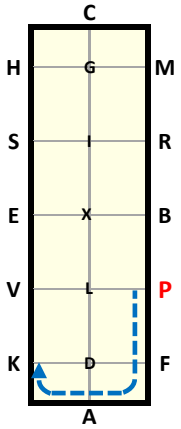

6 x2

K X M
Change rein in working trot with 3-4 strides of walk over X, then continue in trot.

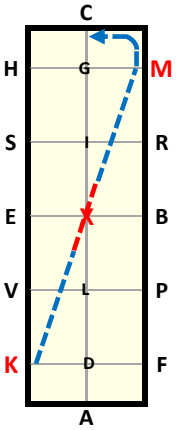

7

C
Circle left 20m diameter.

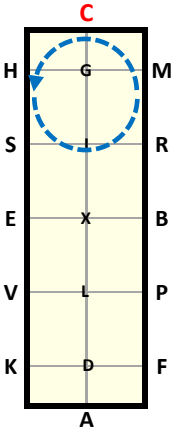

8 x2

Between **C and H**
Canter left.

E – B
Half circle left 20m diameter.

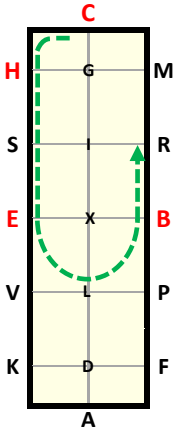

9

R
Working trot.

M
Walk.

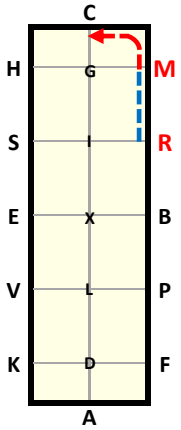

10

C
Halt.
Immobility 3 seconds.
Proceed in walk.

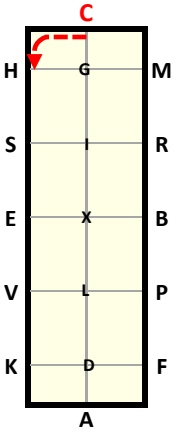

11 x2

H - B
Change rein in free walk showing some longer rein.

Just before **B**
Shorten the reins.

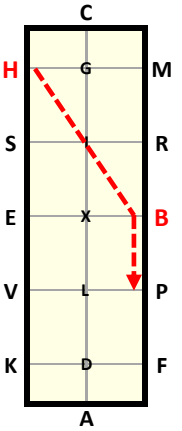

12

P
Working trot.

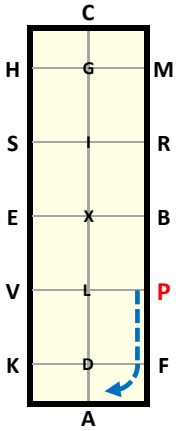

13

A
Turn down centre line.

X
Halt.
Salute.

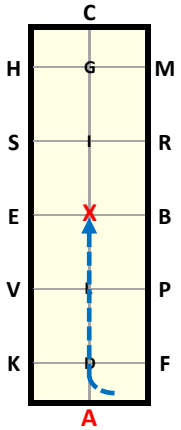

Leave arena in walk on long rein at A

Walk - - - - - - Trot - - - - - - Canter - - - - - -