Horse Riding Clubs Association of Victoria Inc.

Test 4.4

Effective September 2020

Test diagrams are an aid only and should be read in conjunction with the official HRCAV tests, which take precedence.

©HRCAV Inc.

1

A
Enter in working trot.

X
Halt.
Salute.
Proceed in working trot.

C
Track right.

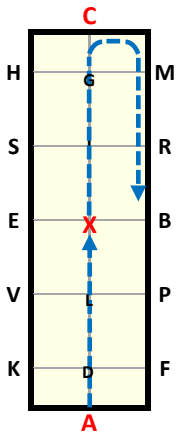

2

B
Turn right

X
Circle right 20m diameter.

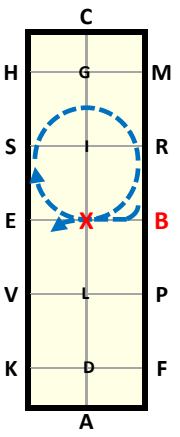

3

X
Circle left 20m diameter.

E
Turn left.

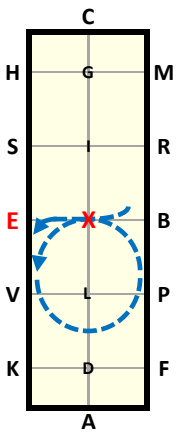

4 x2

Between **A and F**
Working canter left.

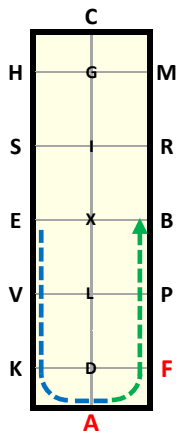

5

B – E
Half circle left 20m diameter.

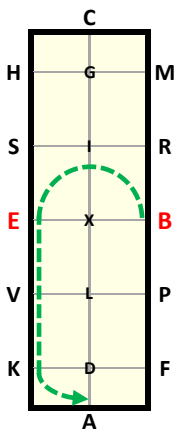

6

A
Working trot.

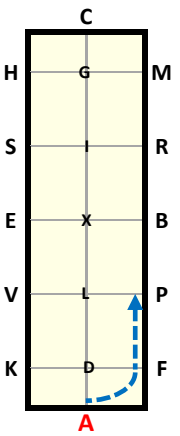

7

P - H
Change rein in working trot.

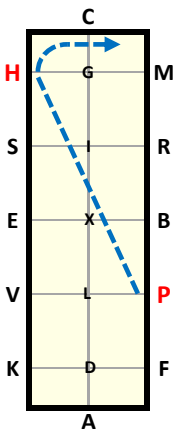

8 x2

Between **C and M**
Working canter right.

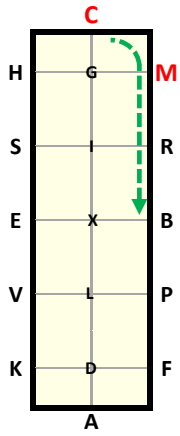

9

B – E
Half circle right 20m diameter.

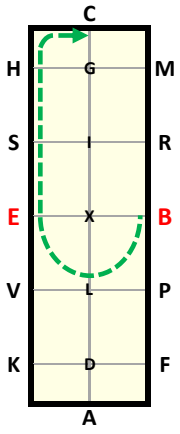

10

C
Working trot.

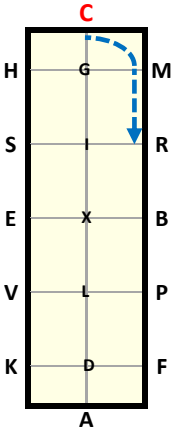

11

R – K
Change rein in working trot.

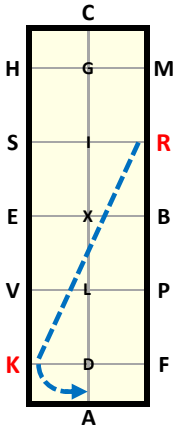

12

A
Medium walk.

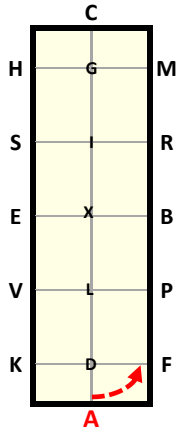

13 x2

F X H
Change rein in free walk showing clear lengthening of rein to enable horse to stretch neck

Before
H
Shorten the reins, medium walk.

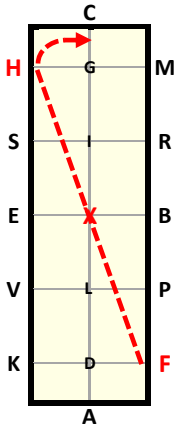

14

C
Working trot.

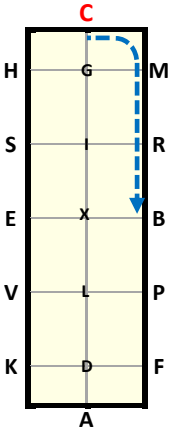

15

B
Half circle right 10m diameter.

G
Halt. Salute.

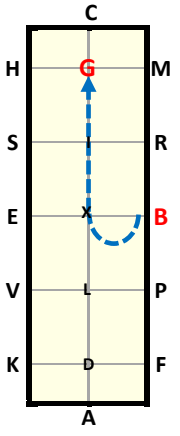

Leave arena in walk on long rein at A

Walk - - - - - - Trot - - - - - - Canter - - - - - -