Horse Riding Clubs Association of Victoria Inc.

Test 4.2

Effective September 2020

Test diagrams are an aid only and should be read in conjunction with the official HRCAV tests, which take precedence.

©HRCAV Inc.

1

A
Enter in working trot.

X
Halt. Salute. Proceed in working trot.

C
Track left.

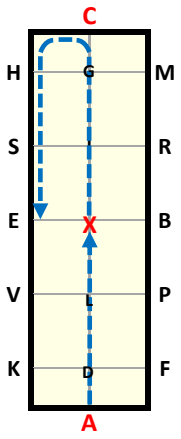

2 x2

E
Turn left.

B
Turn right.

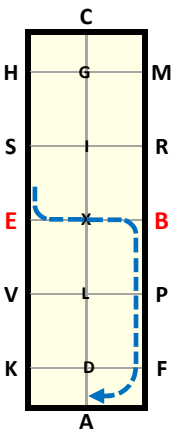

3

A
Circle right 20m diameter.

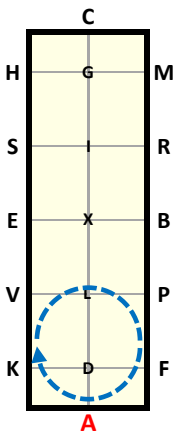

4 x2

Between **A and K**
Working canter right.

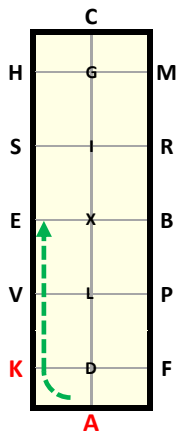

5

E
Circle right 20m diameter.

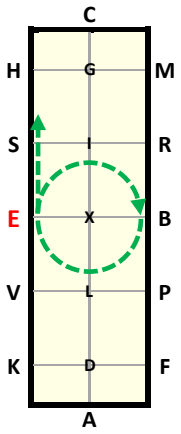

6

Between **S and H**
Working trot.

M
Medium walk.

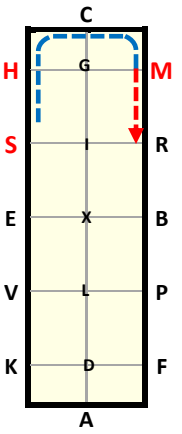

7 x2

R – V
Change rein in free walk showing clear lengthening of rein to enable horse to stretch neck.

Before **V**
Shorten the reins, medium walk.

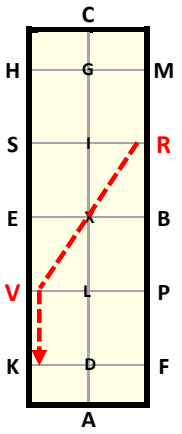

8

K
Working trot.

A
Circle left 20m diameter.

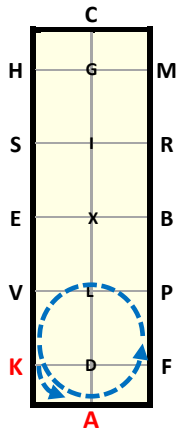

9 x2

Between **A and F**
Working canter left.

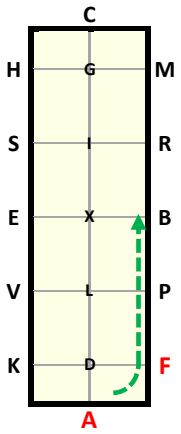

10 x2

B
Circle left 20m diameter.

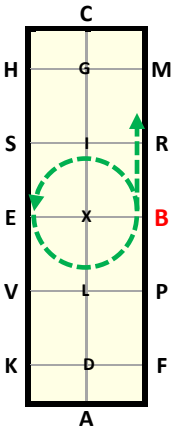

11

Between **R and M**
Working trot.

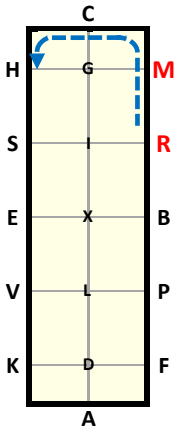

12 x2

H X F
Working trot.
Over X, walk 3-4 strides.
Continue in working trot.

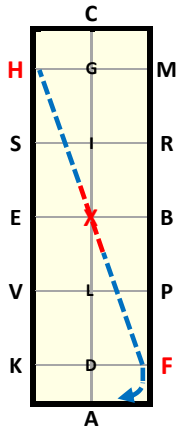

13

A
Turn down centre line.

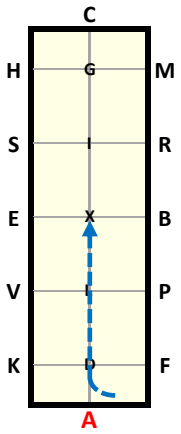

14

X
Halt. Salute.

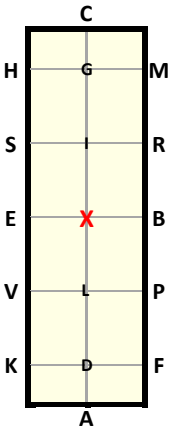

Leave arena in walk on long rein at A

Walk - - - - - - Trot - - - - - - Canter - - - - - -